


**Every Child Matters**  
**in**  
**South Gloucestershire**  
Version for OLDER CHILDREN

**School Report**  
**SG Pupils Years 7 and 10**

Figures compared with a reference sample



Renslade House, Bonhay Road, Exeter,  
Devon EX4 3AY  
Tel. (01392) 66 72 72 Fax. (01392) 66 72 69  
E-mail: [sheu@sheu.org.uk](mailto:sheu@sheu.org.uk)  
Web site: <http://www.sheu.org.uk>

28 October 05

## CONTENTS

Page No.

<b>FOREWORD</b> .....	<b>3</b>
<b>INTRODUCTION</b> .....	<b>4</b>
THE SAMPLE .....	5
D ENJOYING AND ACHIEVING .....	6
E SUPPORT FOR PARENTS AND YOUNG PEOPLE .....	8
F ECONOMIC WELL-BEING AND EQUALITIES .....	10
G STAYING SAFE .....	12
H BEING HEALTHY .....	14
I MAKING A POSITIVE CONTRIBUTION .....	16
J LIKES ETC.....	18
CONTACTS .....	20

## Foreword


The Schools Health Education Unit (SHEU) is pleased to be able to produce your Report, which contains detailed information about the health beliefs and behaviour of your pupils.

The report compares the data collected from your pupils with those from a larger, wider sample.

SHEU is sure that you, your colleagues, and your pupils will also find the information contained within this report to be of value in helping you to gauge some of the most important factors that affect the lives of our young people both now and in the future.

SHEU hope that your pupils found the experience of completing the questionnaire interesting and thought provoking.

Finally, SHEU would like to take this opportunity to thank you for your support and co-operation in agreeing to participate in this valuable research initiative.

A handwritten signature in black ink that reads "David Regis". The signature is written in a cursive style with a period at the end.

**Dr. David Regis**

Research Manager  
Schools Health Education Unit

## Introduction

1. This report contains results from your survey with explanation and commentary. Data arising from the survey can be used to inform planning decisions as well as in the classroom as the stimulus for discussion with young people.

Your comments are invited.

2. This report should ideally be studied with reference to the original questionnaire and the survey results tables. The first is recommended because we may have paraphrased a question below for reasons of space, and the precise wording and position may be important for interpretation.

Preceding this report you should have received **The Survey Results Tables**, which contains more information than can be summarised here. You may want to refer to this if you want to look in more detail at the results of a particular question. The Survey Results Tables show the number of responses received for each question, which may be less than the total sample. Also in the Results Tables are the results of each response for multiple-choice questions, whereas in this report answers may be grouped.

3. This report is created in Microsoft Word for Windows and can be e-mailed to your school; contact [e\\_results@sheu.org.uk](mailto:e_results@sheu.org.uk) if you would like a copy.

4. This report exists for the use of the school and the LEA does not hold a copy. The information is designed, at an individual school level, to support the process of continuing school self evaluation. As such it is intended that schools should identify the issues presented by the data as well as the likely solutions and outcomes. The results of the survey should be included in Section 2 of the OFSTED Self Evaluation Form, "Views of learners, parents and carers". School Improvement Advisers will work with schools to ensure that the appropriate issues have been identified and appropriate actions implemented. Advisers will not carry out an analysis of an individual school's set of responses. The key to best practice is not simply the analysis but effectively addressing the issues raised.

5. Where differences can be seen between your school and the reference sample, you may find the enclosed table of some use in deciding if the differences seen are significant. The 'standard error' of a proportion is an assessment of how reliable our figures are, that is, the margin of error.

Two points in particular should be made:

- when the sample size is small, it may be that just one individual voting a different way would make a large percentage difference to the results (so, one in twenty in 5%)
- even if your sample is small, you may have a very high proportion of your available population – if, say, you sample every single pupil of your year 2 class. In this case, the notion of 'margin of error' doesn't really apply to the sampling, only to the process of collecting the responses.

**TABLE OF STANDARD ERRORS OF PROPORTION**

		Percentage seen in sample				
		10%	20%	30%	40%	50%
Number In sample	20	6.7	8.9	10.2	11.0	11.2
	30	5.5	7.3	8.4	8.9	9.1
	40	4.7	6.3	7.2	7.7	7.9
	50	4.2	5.7	6.5	6.9	7.1
	60	3.9	5.2	5.9	6.3	6.5
	80	3.4	4.5	5.1	5.5	5.6
	100	3.0	4.0	4.6	4.9	5.0
	150	2.4	3.3	3.7	4.0	4.1
	200	2.1	2.8	3.2	3.5	3.5
	300	1.7	2.3	2.6	2.8	2.9
500	1.3	1.8	2.0	2.2	2.2	

So, if you have a sample of 50 parents and 15% of them think that the school needs a new swimming pool, we can see from the table that your confidence in that percentage is about  $\pm 5\%$ .

## **The Sample**

The numbers in the sample are shown below.

	<b>SG Pupils Year 7</b>	<b>SG Pupils Year 10</b>
<b>Males</b>	470	361
<b>Females</b>	428	358
	899	719

89% of children in the S Glos sample were of White British ethnic background.

We sampled children in the following year groups:

	<b>S Glos %</b>
Reception	0
Year 1	0
Year 2	0
Year 3	0
Year 4	0
Year 5	0
Year 6	0
Year 7	56
Year 8	0
Year 9	0
Year 10	44
Year 11	0
Year 12	0
Year 13	0

### **Administration**

Staff in school will have been responsible for the classes selected for inclusion.

Anything special about the day of administration, or the pupils present and absent on that day, may affect the detail of the results.

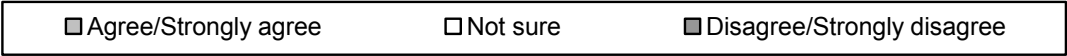
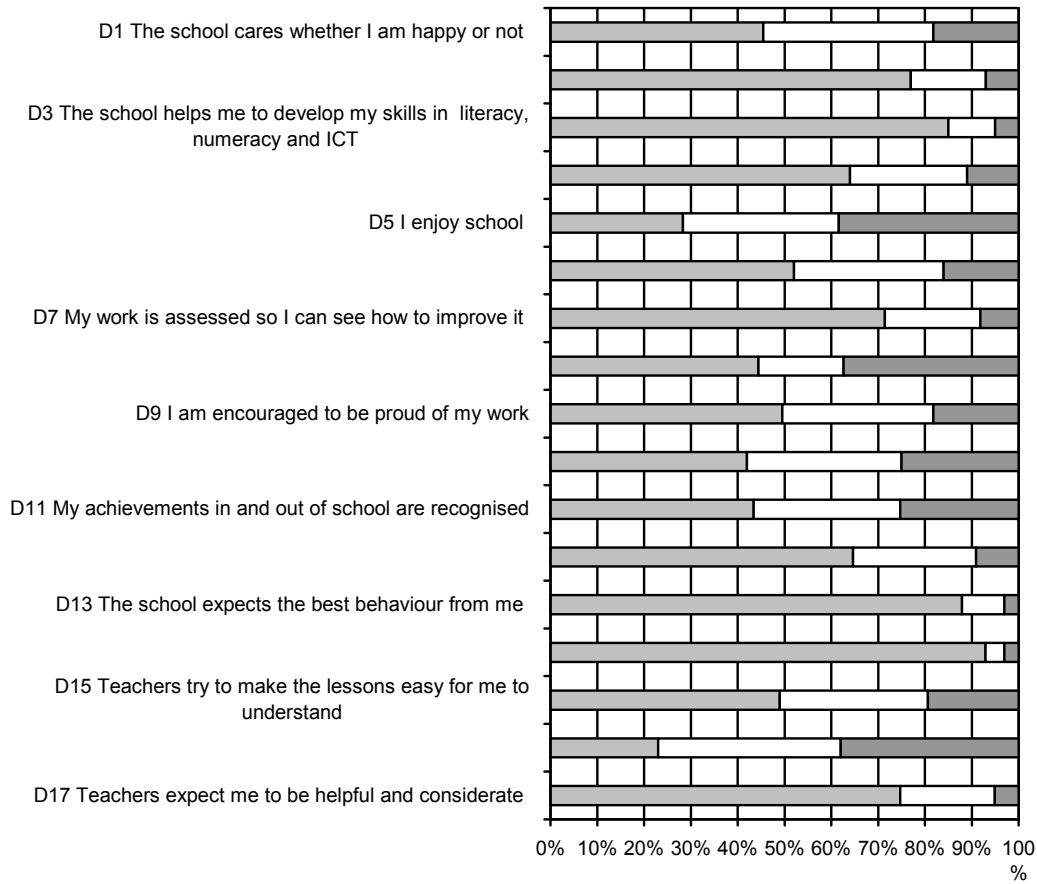
## D ENJOYING AND ACHIEVING

### Year 7

	Agree/Strongly agree	Not sure	Disagree/Strongly disagree
D1 The school cares whether I am happy or not	54	35	10
D2 The school helps me to develop my skills in speaking and listening	81	15	5
D3 The school helps me to develop my skills in literacy, numeracy and ICT	87	8	3
D4 The school helps me understand how to do well in lessons	69	24	7
D5 I enjoy school	29	36	34
D6 The school helps me learn from my mistakes	60	30	9
D7 My work is assessed so I can see how to improve it	70	22	6
D8 The school provides a range of things to do at breaktimes, lunchtimes+after school	57	19	23
D9 I am encouraged to be proud of my work	54	31	14
D10 I set my own targets and I am helped to meet them	45	34	20
D11 My achievements in and out of school are recognised	49	33	16
D12 I am taught well at school	70	22	6
D13 The school expects the best behaviour from me	88	8	2
D14 I am expected to come to school every day and on time	91	5	3
D15 Teachers try to make the lessons easy for me to understand	52	32	15
D16 I know what I am going to learn next	24	40	34
D17 Teachers expect me to be helpful and considerate	76	18	4

### Year 10

	Agree/Strongly agree	Not sure	Disagree/Strongly disagree
D1 The school cares whether I am happy or not	33	37	29
D2 The school helps me to develop my skills in speaking and listening	71	18	11
D3 The school helps me to develop my skills in literacy, numeracy and ICT	81	11	7
D4 The school helps me understand how to do well in lessons	57	26	16
D5 I enjoy school	27	29	43
D6 The school helps me learn from my mistakes	42	33	24
D7 My work is assessed so I can see how to improve it	70	17	11
D8 The school provides a range of things to do at breaktimes, lunchtimes+after school	27	17	55
D9 I am encouraged to be proud of my work	43	33	24
D10 I set my own targets and I am helped to meet them	37	32	31
D11 My achievements in and out of school are recognised	35	28	36
D12 I am taught well at school	57	30	13
D13 The school expects the best behaviour from me	86	10	3
D14 I am expected to come to school every day and on time	93	4	3
D15 Teachers try to make the lessons easy for me to understand	43	31	25
D16 I know what I am going to learn next	21	36	42
D17 Teachers expect me to be helpful and considerate	70	23	6



N.B. Chart shows results for Years 7 and 10 combined

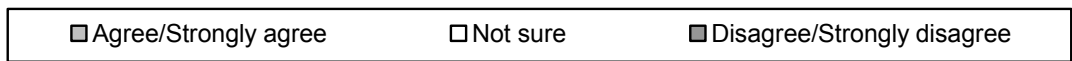
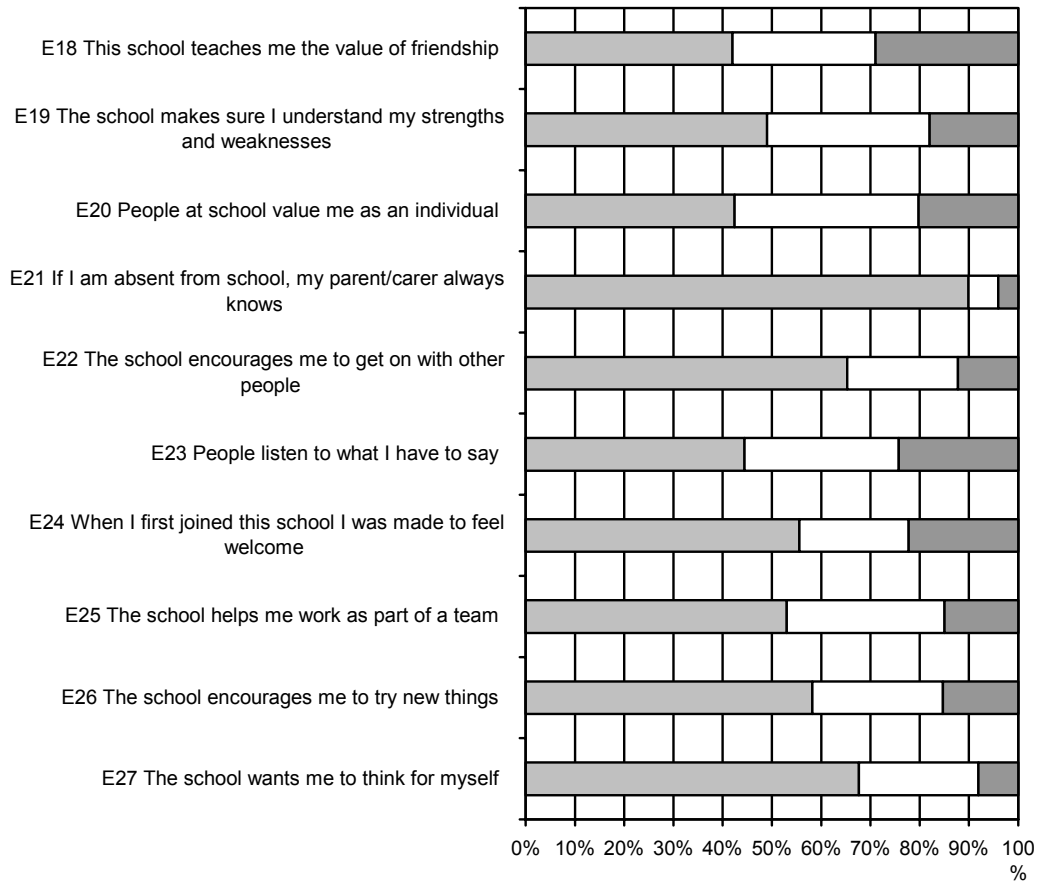
## ***E SUPPORT FOR PARENTS AND YOUNG PEOPLE***

Year 7

	Agree/Strongly agree	Not sure	Disagree/Strongly disagree
E18 This school teaches me the value of friendship	51	29	19
E19 The school makes sure I understand my strengths and weaknesses	53	33	14
E20 People at school value me as an individual	42	39	17
E21 If I am absent from school, my parent/carer always knows	92	4	2
E22 The school encourages me to get on with other people	70	20	9
E23 People listen to what I have to say	49	31	18
E24 When I first joined this school I was made to feel welcome	65	22	18
E25 The school helps me work as part of a team	58	30	11
E26 The school encourages me to try new things	67	23	9
E27 The school wants me to think for myself	69	24	5

Year 10

	Agree/Strongly agree	Not sure	Disagree/Strongly disagree
E18 This school teaches me the value of friendship	30	30	40
E19 The school makes sure I understand my strengths and weaknesses	45	33	22
E20 People at school value me as an individual	41	34	25
E21 If I am absent from school, my parent/carer always knows	86	8	6
E22 The school encourages me to get on with other people	57	25	17
E23 People listen to what I have to say	37	32	31
E24 When I first joined this school I was made to feel welcome	54	27	31
E25 The school helps me work as part of a team	45	35	20
E26 The school encourages me to try new things	45	31	23
E27 The school wants me to think for myself	65	23	11



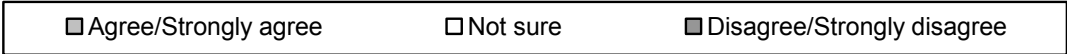
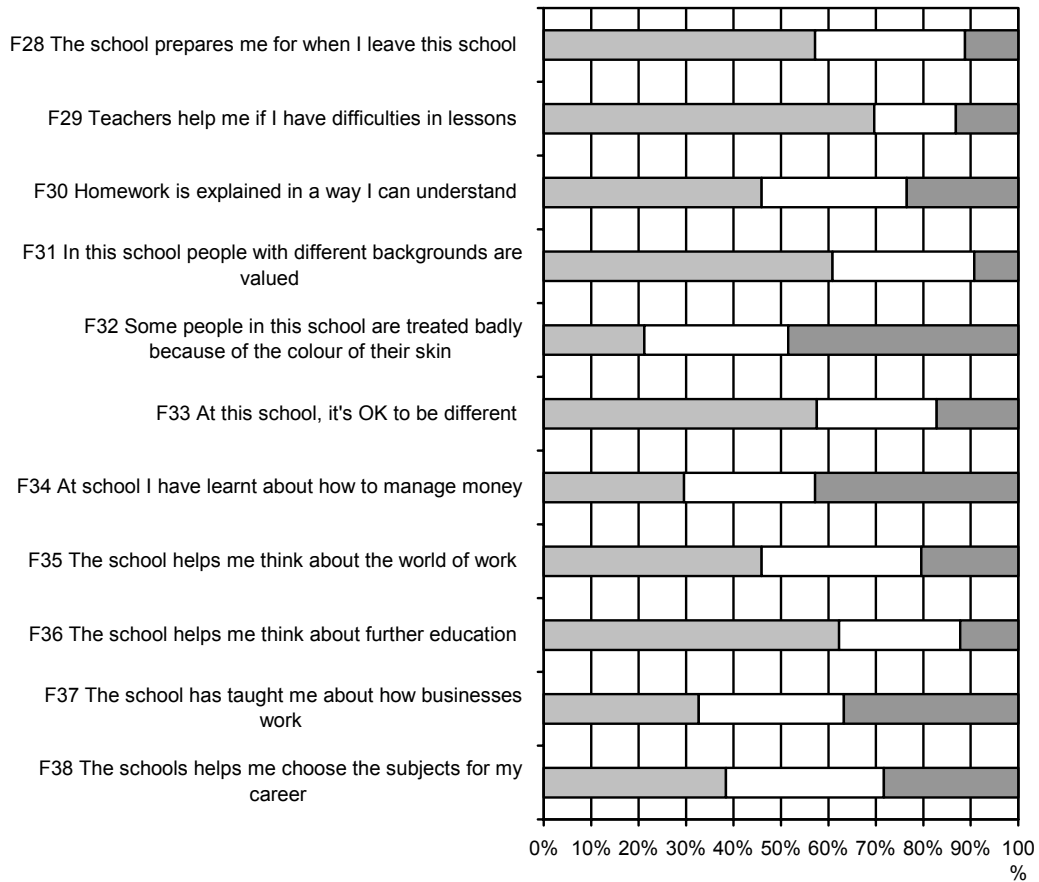
## ***F ECONOMIC WELL-BEING and EQUALITIES***

Year 7

	Agree/Strongly agree	Not sure	Disagree/Strongly disagree
F28 The school prepares me for when I leave this school	52	39	8
F29 Teachers help me if I have difficulties in lessons	73	16	9
F30 Homework is explained in a way I can understand	50	30	18
F31 In this school people with different backgrounds are valued	62	30	6
F32 Some people in this school are treated badly because of the colour of their skin	22	32	43
F33 At this school, it's OK to be different	65	22	11
F34 At school I have learnt about how to manage money	33	31	34
F35 The school helps me think about the world of work	37	40	20
F36 The school helps me think about further education	55	31	12
F37 The school has taught me about how businesses work	28	34	35
F38 The schools helps me choose the subjects for my career	30	40	27

Year 10

	Agree/Strongly agree	Not sure	Disagree/Strongly disagree
F28 The school prepares me for when I leave this school	62	22	15
F29 Teachers help me if I have difficulties in lessons	64	19	17
F30 Homework is explained in a way I can understand	39	30	30
F31 In this school people with different backgrounds are valued	57	28	14
F32 Some people in this school are treated badly because of the colour of their skin	20	26	53
F33 At this school, it's OK to be different	46	28	25
F34 At school I have learnt about how to manage money	24	23	52
F35 The school helps me think about the world of work	54	25	20
F36 The school helps me think about further education	68	18	13
F37 The school has taught me about how businesses work	37	24	38
F38 The schools helps me choose the subjects for my career	47	23	28



## G STAYING SAFE

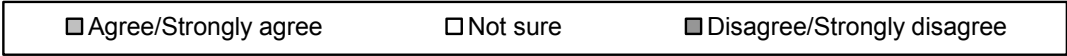
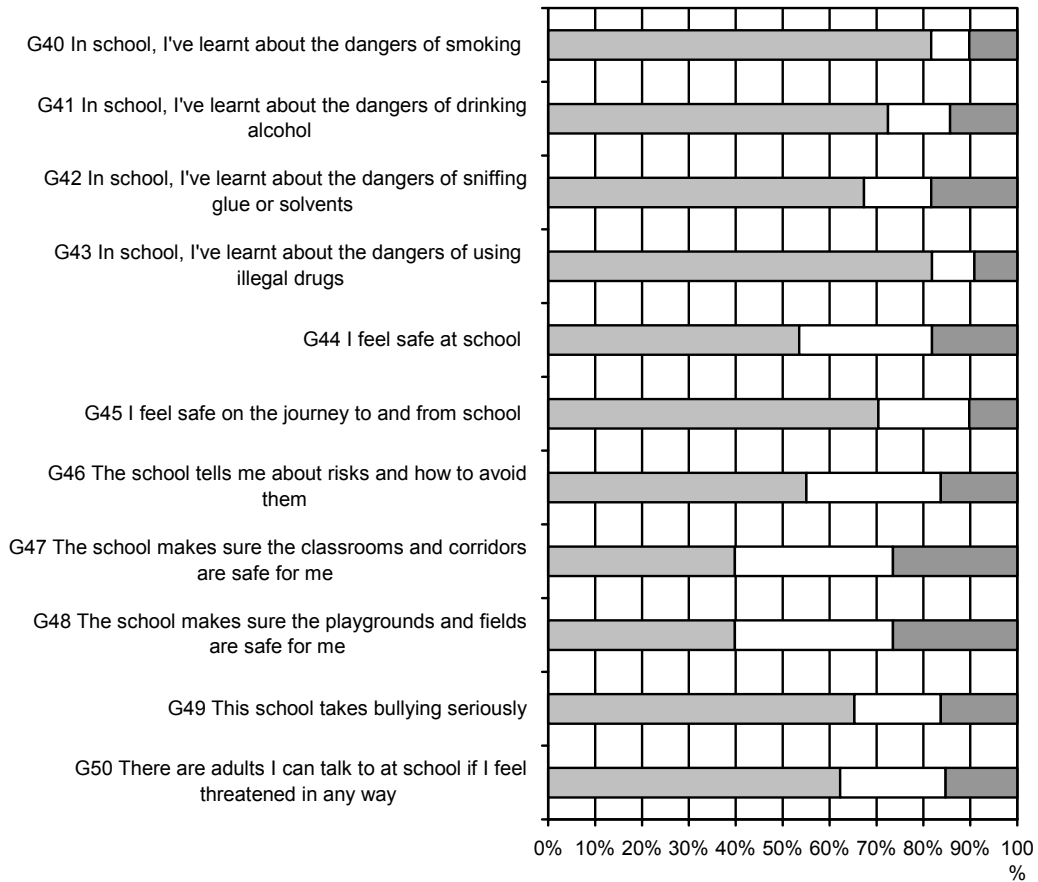
G39.2.X9 % of our pupils say they have been bullied at school in the last 12 months, compared with (No Data)% of the Reference Sample.

### Year 7

	Agree/Strongly agree	Not sure	Disagree/Strongly disagree
G40 In school, I've learnt about the dangers of smoking	82	9	7
G41 In school, I've learnt about the dangers of drinking alcohol	71	14	13
G42 In school, I've learnt about the dangers of sniffing glue or solvents	63	17	18
G43 In school, I've learnt about the dangers of using illegal drugs	79	11	8
G44 I feel safe at school	54	28	16
G45 I feel safe on the journey to and from school	68	20	10
G46 The school tells me about risks and how to avoid them	64	24	10
G47 The school makes sure the classrooms and corridors are safe for me	44	34	20
G48 The school makes sure the playgrounds and fields are safe for me	43	35	20
G49 This school takes bullying seriously	74	14	9
G50 There are adults I can talk to at school if I feel threatened in any way	68	19	11

### Year 10

	Agree/Strongly agree	Not sure	Disagree/Strongly disagree
G40 In school, I've learnt about the dangers of smoking	78	7	14
G41 In school, I've learnt about the dangers of drinking alcohol	71	12	16
G42 In school, I've learnt about the dangers of sniffing glue or solvents	70	11	18
G43 In school, I've learnt about the dangers of using illegal drugs	83	7	9
G44 I feel safe at school	52	27	20
G45 I feel safe on the journey to and from school	71	16	11
G46 The school tells me about risks and how to avoid them	42	34	23
G47 The school makes sure the classrooms and corridors are safe for me	32	32	34
G48 The school makes sure the playgrounds and fields are safe for me	34	31	33
G49 This school takes bullying seriously	51	24	23
G50 There are adults I can talk to at school if I feel threatened in any way	53	26	20



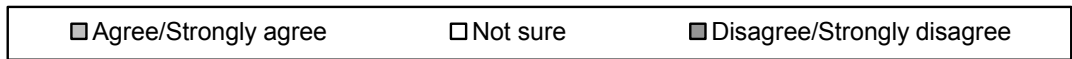

## **H BEING HEALTHY**

### Year 7

	Agree/Strongly agree	Not sure	Disagree/Strongly disagree
H51 The school encourages me to be physically active	75	17	75
H52 People in school are helpful when I am unwell	60	24	60
H53 I get a chance do at least 2 hours of physical activity each week	73	14	73
H54 The school has helped me understand more about growing up and body changes (puberty)	70	18	70
H55 The school encourages me to eat healthily and to drink water regularly	59	22	59
H56 The school encourages me to walk or cycle to school	59	23	59

### Year 10

	Agree/Strongly agree	Not sure	Disagree/Strongly disagree
H51 The school encourages me to be physically active	70	15	70
H52 People in school are helpful when I am unwell	40	23	40
H53 I get a chance do at least 2 hours of physical activity each week	73	8	73
H54 The school has helped me understand more about growing up and body changes (puberty)	66	20	66
H55 The school encourages me to eat healthily and to drink water regularly	38	20	38
H56 The school encourages me to walk or cycle to school	33	24	33



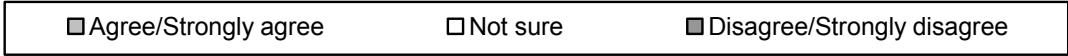
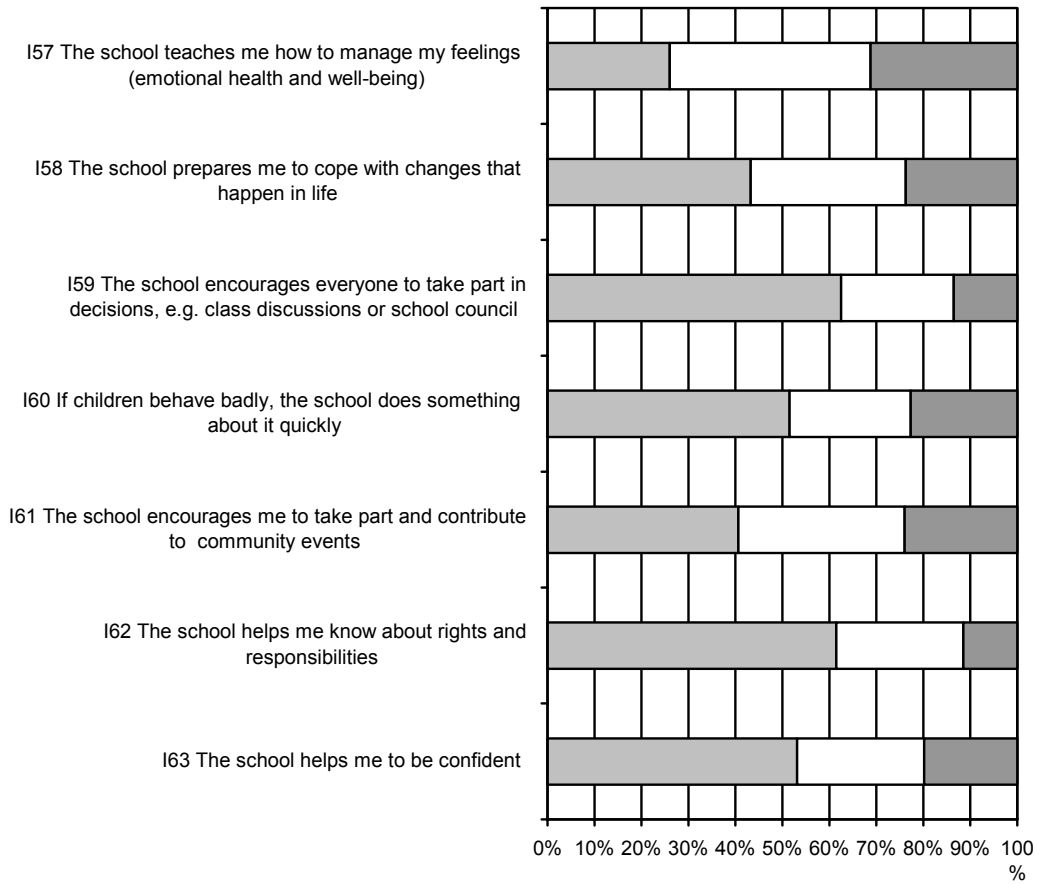
## ***I MAKING A POSITIVE CONTRIBUTION***

### Year 7

	Agree/Strongly agree	Not sure	Disagree/Strongly disagree
I57 The school teaches me how to manage my feelings (emotional health and well-being)	34	45	17
I58 The school prepares me to cope with changes that happen in life	52	32	12
I59 The school encourages everyone to take part in decisions, e.g. class discussions or school council	65	22	9
I60 If children behave badly, the school does something about it quickly	58	22	16
I61 The school encourages me to take part and contribute to community events	48	35	13
I62 The school helps me know about rights and responsibilities	65	24	7
I63 The school helps me to be confident	61	24	11

### Year 10

	Agree/Strongly agree	Not sure	Disagree/Strongly disagree
I57 The school teaches me how to manage my feelings (emotional health and well-being)	14	37	46
I58 The school prepares me to cope with changes that happen in life	30	32	36
I59 The school encourages everyone to take part in decisions, e.g. class discussions or school council	54	25	18
I60 If children behave badly, the school does something about it quickly	40	29	30
I61 The school encourages me to take part and contribute to community events	28	33	36
I62 The school helps me know about rights and responsibilities	52	29	16
I63 The school helps me to be confident	39	29	30



## **J LIKES etc**

### **LIKES**

Boys			Girls		
1	[None]	40	1	[None]	41
2	I like Sport/ Games/ PE	31	2	My friends are here	41
3	My friends are here	24	3	Good teacher/ teaching	24
4	Good teacher/ teaching	21	4	I like my lessons	18
5	Good range of food	17	5	I like Sport/ Games/ PE	13
6	I like my lessons	13	6	Good range of food	12
7	Enjoy playtime	13	7	I like Art/ Music	10
8	[Others]	11	8	Friendly/ good atmosphere/ respect shown	9
9	Good sports/ PE facilities	9	9	[Others]	9
10	I like Art/ Music	7	10	Enjoy playtime	8
11	Friendly/ good atmosphere/ respect shown	6	11	Staff listen / help with problems	6
12	Like playground/ field	5	12	I like other named subject(s)	6
13	I like ICT	4	13	Enjoy visits and school trips	4
14	I like other named subject(s)	4	14	Well equipped/ well resourced/ furniture	4
15	Well equipped/ well resourced/ furniture	4	15	Clubs/games in general	4
16	Good / lovely	3	16	Good sports/ PE facilities	4
17	Safe/ good security	3	17	No bullying	3
18	Staff listen / help with problems	3	18	Like playground/ field	3
19	I like Science	3	19	Safe/ good security	2
20	Clubs/games in general	3	20	Good behaviour/ work acknowledged/ fair/ Golden Time	2

## CHANGES

Boys			Girls		
1	[None]	42	1	[None]	43
2	Poor teaching / teacher	15	2	Bullying (general)	17
3	Need more sports/ PE facilities	13	3	Don't want/like uniform	15
4	Want longer playtime/fewer lessons	12	4	Poor teaching / teacher	14
5	Bullying (general)	11	5	Others	10
6	Don't want/like uniform	8	6	Don't like my lessons / more fun in class	9
7	Poor homework policy	8	7	Want longer playtime/fewer lessons	9
8	Poor / insufficient choice of food	8	8	Poor / insufficient choice of food	9
9	Want less time at school / longer holidays	8	9	Poor homework policy	8
10	Others	8	10	Poor discipline / poor behaviour	7
11	Too strict too many rules	7	11	Too strict too many rules	7
12	Don't like my lessons / more fun in class	7	12	Don't like toilets, cloakrooms etc.	7
13	Unhygienic/ dirty/ litter	6	13	Want less time at school / longer holidays	7
14	Need more to do at playtime	6	14	Unhygienic/ dirty/ litter	6
15	Poor discipline / poor behaviour	5	15	Poorly maintained/needs decorating	6
16	Don't like other named subject(s)	5	16	Need more to do at playtime	6
17	Don't like toilets, cloakrooms etc.	5	17	Need more sports/ PE facilities	6
18	Need more equipment/ resources/ furniture	5	18	Need more equipment/ resources/ furniture	5
19	Poorly maintained/needs decorating	5	19	Not allowed to stay inside	5
20	Don't have enough of named subject(s)	4	20	Need larger classrooms/ teaching areas/ dining hall	5

---

## **CONTACTS**

**Dr. David Regis**

**Research Manager**

**Schools Health Education Unit**

Renslade House

Bonhay Road

EXETER

Devon

EX4 3AY

Tel. (01392) 66 72 72 Fax. (01392) 66 72 69

E-mail: [sheu@sheu.org.uk](mailto:sheu@sheu.org.uk)

Web site: <http://www.sheu.org.uk>

**Mr Denis de Souza**

**Inclusion Strategy Manager**

South Gloucestershire Education Service

Bowling Hill

Chipping Sodbury

South Gloucestershire

BS37 6JX

Tel. 01454 863 272

Fax. 01454 868 967

Denis.DeSouza@southglos.gov.uk

## **REFERENCES**

*Every Child Matters* is the Government White Paper about caring for children. It describes five sets of outcomes for young people.

The South Gloucestershire Vision Statement took the *Every Child Matters* document and came up with its own extended list of six types of outcome for young people, and these are the topic headings used in the survey and in this report.